

## 400 Series Hydraulic Power Unit Model 400HPND



### MODEL FEATURES

- Self-contained, portable, diesel-driven hydraulic power unit
- Capable of powering hydraulic submersible pumps or other hydraulic equipment
- Operates efficiently at a wide range of conditions
- Can be positioned in remote areas without the need for electrical power and away from the pumphead
- Uses biodegradable oils
- Rugged, quality construction

### ENGINE

MAKE: John Deere  
 MODEL: 4045DF150 (80)  
 TYPE: 4-cylinder, 4-cycle liquid-cooled, turbo-charged diesel  
 DISPLACEMENT: 276 cu in.  
 GOVERNOR: Mechanical  
 LUBRICATION: Constant pressure, full flow  
 AIR CLEANER: Dry type reusable  
 ELECTRICAL SYSTEM: 12V DC  
 SAFETY SHUTDOWNS: High head temperature, low oil pressure  
 MANUFACTURER'S PERFORMANCE: Rated Power-hp (kW)

intermittent:	80 (60)
continuous:	72 (54)
Rated speed - rpm:	2500

### HYDRAULIC PUMP

TYPE: Rotary Vane  
 RATED CAPACITY: 28 gpm  
 @ 1200 rpm @ 100 psi  
 CASING: Class 30 cast iron

### HYDRAULIC OIL SYSTEM

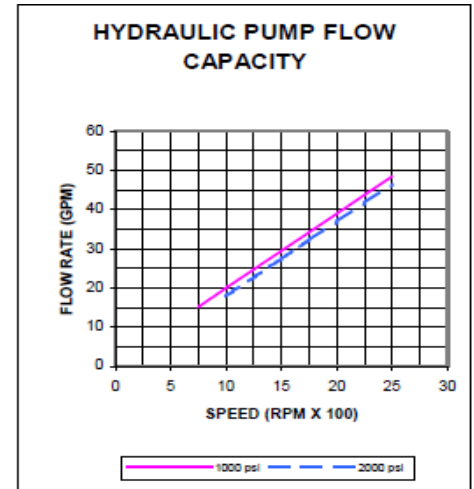
CONSTRUCTION: carbon steel  
 OIL CAPACITY: 54 gallons  
 RECOMMENDED BIODEGRADABLE OIL:  
 Petro Canada Environ AW46

### STANDARD FITTINGS

HIGH PRESSURE: 1" Wing— Style Male Quick Disconnect Fitting  
 LOW PRESSURE: 1-1/4" Wing- Style Male Quick Disconnect Fitting  
 All hoses rated for 3000 psi.

### STANDARD EQUIPMENT

- Integral fuel tank with 24 hour run time fuel capacity mounted on I-beam frame
- Center point lifting bail
- Battery box
- Needle valve and pressure gauge
- Hydraulic pressure relief valve
- Hydraulic oil reservoir
- Auxillary Hydraulic oil cooler



### AVAILABLE OPTIONS

- Optional DOT trailer
- Other engines available per customer request (including Kubota, Perkins, Deutz)
- Custom fabrications available

### PHYSICAL DIMENSIONS

WEIGHT: 3,080 lbs.  
 LENGTH: 91"  
 WIDTH: 44"  
 HEIGHT: 79"

In the interest of product improvement, specifications may change without notice.



**Griffin Pump & Equipment, llc**

5306 Clinton Drive, Houston, TX 77020  
 (713)676-8000 Fax: (713)676-8080  
 web: [www.griffinpump.com](http://www.griffinpump.com)  
 e-mail: [gpe@griffinpump.com](mailto:gpe@griffinpump.com)

© Copyright Griffin Pump & Equipment, llc 2015

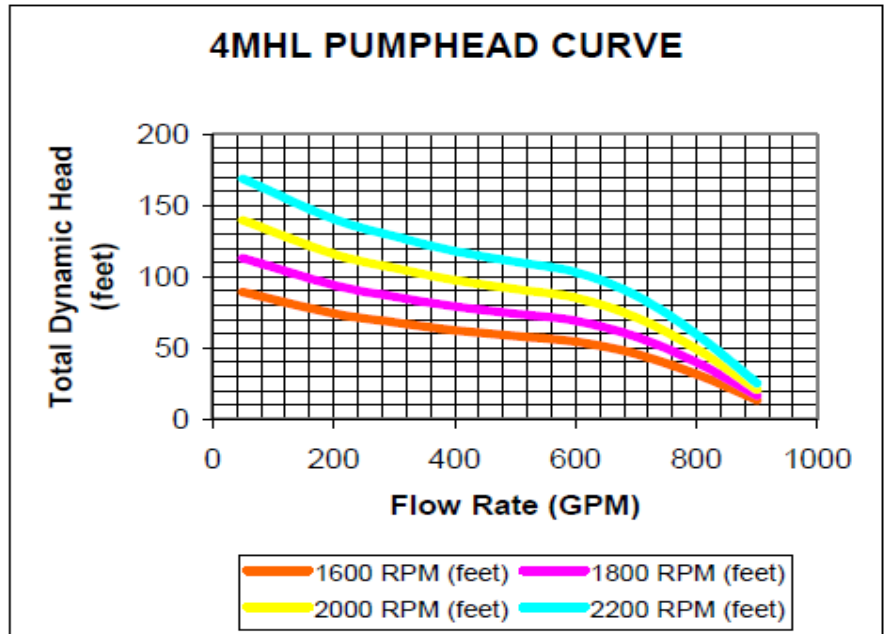
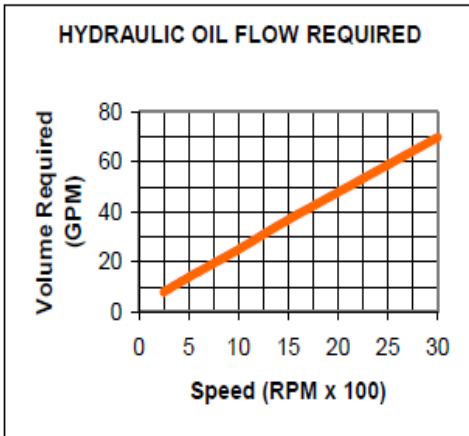
# GRIFFIN HYDRAULIC DRIVEN SUBMERSIBLE PUMPS

## MODEL: 04MHL

IMPELLER: MATERIAL-HANDLING TYPE

SUCTION: 3"

DISCHARGE: 4"



OIL: SAE10W, 150 SSU @ 100deg F

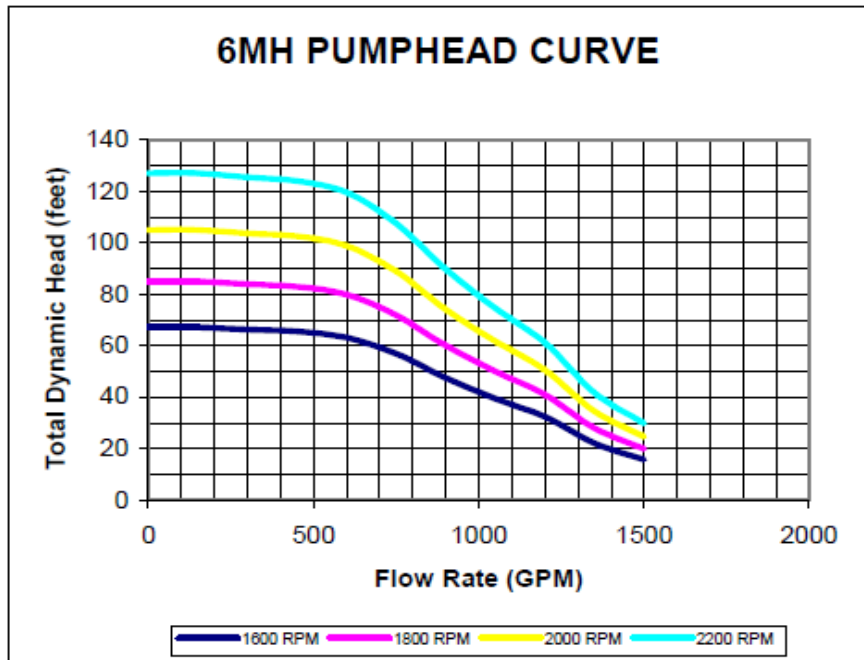
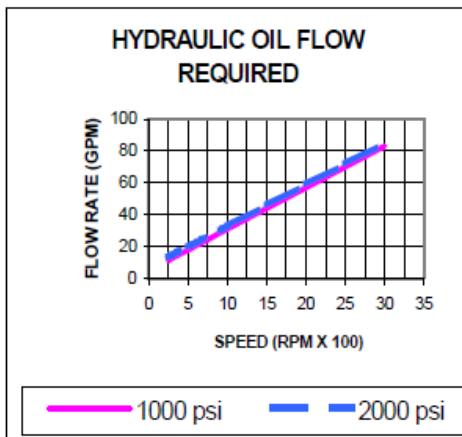
BASED ON 2300 PSI RELIEF VALVE SETTING

## MODEL: 06MH

IMPELLER: MATERIAL-HANDLING

SUCTION: 5"

DISCHARGE: 6"



OIL: SAE10W, 150 SSU @ 100deg F

BASED ON 2300 PSI RELIEF VALVE SETTING

In the interest of product improvement, specifications may change without notice.

**GRIFFIN**  
Griffin Pump & Equipment, llc

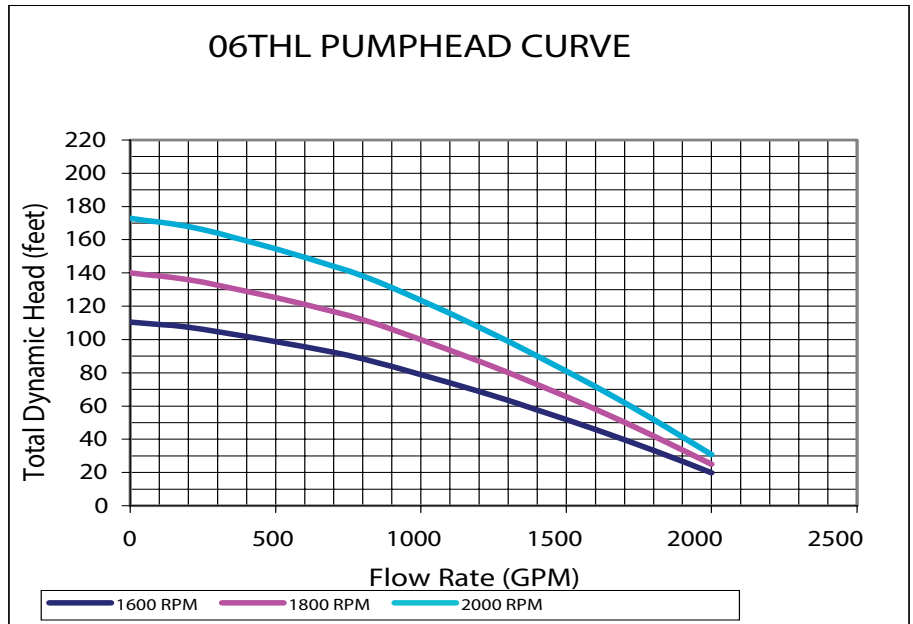
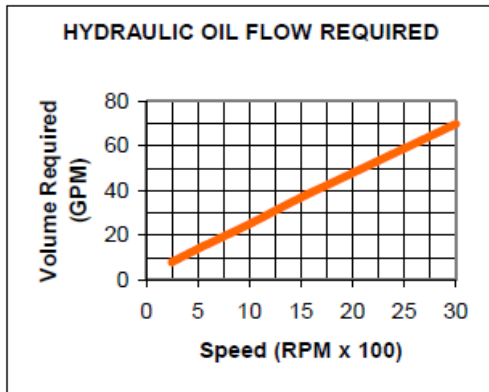
5306 Clinton Drive, Houston, TX 77020  
(713)676-8000 Fax: (713)676-8080  
web: [www.griffinpump.com](http://www.griffinpump.com)  
e-mail: [gpe@griffinpump.com](mailto:gpe@griffinpump.com)

© Copyright Griffin Pump & Equipment, llc 2015

# GRIFFIN HYDRAULIC DRIVEN SUBMERSIBLE PUMPS

## MODEL: 06THL

IMPELLER: TRASH TYPE HIGH HEAD  
 SUCTION: 5"  
 DISCHARGE: 6"

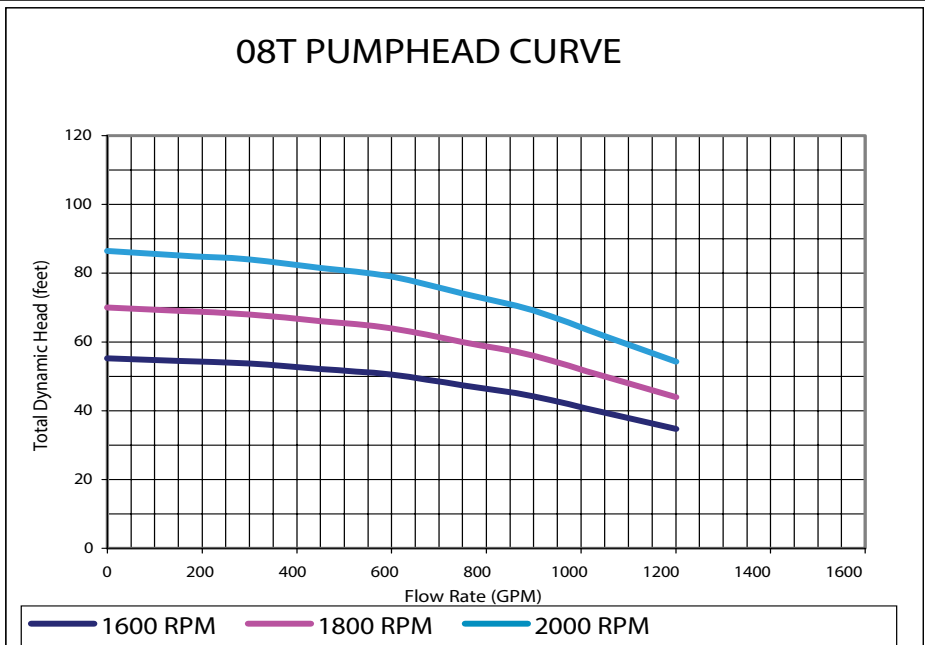
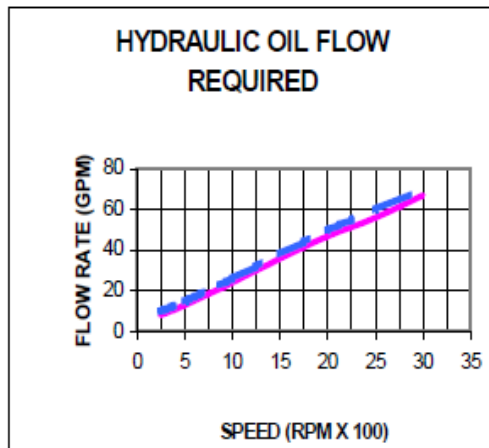


OIL: SAE10W, 150 SSU @ 100deg F

BASED ON 2300 PSI RELIEF VALVE SETTING

## MODEL: 08T

IMPELLER: TRASH TYPE  
 SUCTION: 7"  
 DISCHARGE: 8"



OIL: SAE10W, 150 SSU @ 100deg F

BASED ON 2300 PSI RELIEF VALVE SETTING

In the interest of product improvement, specifications may change without notice.

# GRIFFIN

Griffin Pump & Equipment, llc

5306 Clinton Drive, Houston, TX 77020  
 (713)676-8000 Fax: (713)676-8080  
 web: [www.griffinpump.com](http://www.griffinpump.com)  
 e-mail: [gpe@griffinpump.com](mailto:gpe@griffinpump.com)

© Copyright Griffin Pump & Equipment, llc 2015